

## AUPR00022 Dulux Professional Interior/Exterior Acrylic Semi Gloss

### Introduction

Part A  
**665 LINE**

Approvals  
**APAS 0260/2 (Vivid White Base only)**

### Description and Image

**Dulux Professional Interior Semi Gloss Acrylic** is a high quality, scrubbable semi gloss 100% acrylic paint for interior/exterior use, with excellent flow and lapping properties.

### Features and Benefits

- Water based
- Hard wearing/scrubbable
- Interior & Exterior
- Good application properties
- Same day recoat, easy clean up and low odour
- One product can be used in a large number of areas
- Convenient - no need to use two different products
- Minimum roller spatter, good levelling

### Uses

Dulux Professional Interior Semi Gloss Acrylic is a high quality hard wearing scrubbable semi gloss wall and ceiling finish for kitchens, bathrooms, laundries, rumpus rooms, in schools, hospitals etc. and for all suitably prepared exterior surfaces.

### Precautions and Limitations

**All preparation and painting must conform to AS2311: The Painting of Buildings.**

Avoid exposure to steam and condensation for 48 hours after application.






Seven days are required after application to develop maximum hardness and stain removal properties. Most stains and scuff marks can be removed with a sponge wet with detergent solution. Do not use abrasive cleaners.

Do not apply at temperatures below 10C or when the temperature of surface may fall below 10C during the drying period.

Occasionally under steamy conditions an uneven appearance may develop early in the life of the coating. This is easily removed with a damp sponge.

### Performance Guide

Weather <b>Excellent resistance to weathering.</b>	Salt <b>NA</b>
Heat Resistance <b>Up to 70C. May soften at elevated temperature and suffer dirt pick up.</b>	Water <b>Resists prolonged rain and condensation.</b>
Solvent <b>Sensitive to aromatic hydrocarbons, alcohols and ketones.</b>	Abrasion <b>Resists light abrasion.</b>
Acid <b>NA</b>	Alkali <b>NA</b>

Typical Properties			
Gloss Level <b>20-30 at 60 degrees</b>		Thinner <b>Water</b>	
Colour <b>Can be machine tinted to a comprehensive pastel and medium dark colour range.</b>			
Components <b>1</b>			
Toxicity <b>Lead free. Dry film is non-toxic and conforms to AS1647, Part 3.</b>		V.O.C. Level <b>&lt; 55g/L untinted</b>	
Touch Dry <b>30 Minutes</b>			
Clean Up  <b>Water</b>			
Clean Up Description Thoroughly wash brushes in water before re-using.			
Application Methods  <b>Air Spray</b>  <b>Airless Spray</b>  <b>Brush</b>  <b>Roller</b>			
Application Conditions	Solids by Volume		
	<input type="text" value="37"/>		
	Min	Max	Recommended
Wet Film Per Coat (microns)	<input type="text" value="62"/>	<input type="text" value="62"/>	<input type="text" value="62"/>
Dry Film Per Coat (microns)	<input type="text" value="23"/>	<input type="text" value="23"/>	<input type="text" value="23"/>
Recoat Time (min/hours)	<input type="text" value="2 Hours"/>	<input type="text" value="Indefinite"/>	<input type="text"/>
Theoretical Spread Rate (m <sup>2</sup> /L)	<input type="text" value="16.1"/>	<input type="text" value="16.1"/>	<input type="text" value="16.1"/>

Application Guide
<p><b>Surface Preparation</b></p> <p>All surfaces must be thoroughly cleaned and free of all loose dirt, dust, grease, loose or flaking paint. Efflorescence or mould on masonry or concrete surfaces must be treated. Flatten gloss surfaces by thorough sanding and wipe clean with a damp cloth, then apply primer, sealer or undercoat as required.</p>
<p><b>Application Procedure and Equipment</b></p> <p><b>Brush, roller, conventional or airless spray</b> Stir contents thoroughly before and during use with a broad flat stirrer, using an upward lifting action.</p> <p><b>Brush/Roller</b> Apply two full even coats direct from the container. Under hot or windy conditions or on very absorbent surfaces, up to 100 ml clean water may be added per litre to assist application. Use a short nap roller. Avoid excessive brushing or rolling back into paint which has been drying some minutes.</p> <p><b>Airless/Conventional Spray</b> Suitable for application by all standard spray equipment. If necessary thin with up to 100 ml per litre of water to aid atomisation.</p>

Health and Safety	
<p>SDS Number <b>45509, 0</b></p>	<p>SDS Link <a href="#">View SDS Link</a></p>
<p><b>Please refer to SDS Link. In case of emergency, please call 1800 220 770.</b></p>	

Transport and Storage	
<p>Pack A <b>665 LINE</b></p>	
<p>Size:</p> <div style="border: 1px solid black; padding: 2px; display: inline-block;"> <p>4 Litre 10 Litre 15 Litre</p> </div>	<p>Weight:</p> <div style="border: 1px solid black; padding: 2px; display: inline-block;"> <p>5.7 Kg 13.9 Kg 20.5 Kg</p> </div>
<p>Flash Point <b>NA</b></p>	<p>UN Number <b>NA</b></p>
<p>Dangerous Goods Class <b>NA</b></p>	<p>Package Group <b>NA</b></p>

**Disclaimer**

This Data Sheet is copyright to DuluxGroup (Australia) Pty Ltd and/or DuluxGroup (New Zealand) Pty Ltd (collectively, 'Dulux'). It may not be varied or altered without the prior written consent of Dulux, and if it is, Dulux has no responsibility or liability for those variations.

Unless Dulux has provided you with a customised, project-specific specification, this Data Sheet does not represent that any particular product or product system will be suitable for your project.

Any information provided in this Data Sheet is given in good faith and is believed by Dulux to be correct at the time of publication. Products and coating systems can be expected to perform as indicated in this Data Sheet, provided the substrate is in good condition, the coatings are applied by a suitably experienced and skilled applicator, and the preparation, application and maintenance is followed strictly as set out in this Data Sheet, and as recommended on the applicable Safety Data Sheets for the relevant products, available from [www.duspecplus.com.au](http://www.duspecplus.com.au). Climatic conditions at application time can affect product suitability and performance.

The correct colour or colour match is the responsibility of the applicator. Colours will change over time and Dulux does not guarantee that the same colour newly mixed will match a colour applied earlier which has been subjected to weathering or other change elements. No product colour is guaranteed against colour change.

Where any liability of Dulux in respect of this Data Sheet cannot by law be excluded, Dulux's liability is limited, as permitted by law and at Dulux's option, to resupply of the relevant products or services or to reimbursing the cost of those products or services.

WHERE LEAD MAY BE PRESENT: The asset manager is responsible for verifying the presence of lead and determining whether to remove or encapsulate the lead. If lead is present, the work must be done in strict accordance with AS 4361 Parts 1 and 2 and Worksafe Australia guidelines.