

## Intergrain UltraDeck Timber Stain

AU\_DW02613

<b>Part A</b>	552-line UltraDeck Timber Stain
---------------	---------------------------------

### Description

Intergrain UltraDeck® Timber Stain is a long lasting, high performance water based stain designed to transform the colour of exterior timber. The enduring finish guards timber against harsh weather conditions as well as the abrasive effects of foot traffic, providing your timber superior protection for longer.

Intergrain UltraDeck Timber Stain is a semi-transparent finish, meaning the colour, age and condition of the timber to be stained will impact the final colour and finish. Because of this, any representation of Intergrain UltraDeck Timber Stain colour is to be viewed as a close representation of the colour that can be achieved. Always test on a small area or off-cut for colour suitability before use. The instructions below offer general preparation and application guidelines for exterior timber. For larger projects, cladding, interior, commercial jobs or for more specific information please contact our Help & Advice team.

### Features






- Long lasting superior protection.
- High traffic formula.
- Coat in any season#

### Uses

Decking, window frames, doors, outdoor furniture, vertical screens, cladding, fences and fibre cement surfaces.

### Performance Guide

<b>Weather</b>	Exterior durable	<b>Salt</b>	Good
<b>Heat Resistance</b>	Up to 70 degrees Celsius. Higher temperatures will cause film to soften.	<b>Water</b>	Good
<b>Abrasion</b>	Good		

Typical Properties																											
Colour	Various packaged and store tinted colours	Components	1																								
Number Of Coats	2-3	V.O.C. Level	<75g/L																								
Meets GBCA VOC Requirement?	Yes. Total Volatile Organic Content (TVOC) values are calculated in accordance to the stated methodology within Green Star Technical Manuals. The TVOC content is theoretically calculated as the sum total of the known VOC values of the product's raw material components. These materials include the base paint plus additional low VOC tinter required for non-factory packaged colours.																										
Clean Up	 Water																										
Application Method	    Air Spray    Airless Spray    Brush    Pad																										
Application Conditions	<table border="0" style="width: 100%;"> <tr> <td style="text-align: center;"><b>Solids By Volume</b></td> <td style="text-align: center;">31</td> <td></td> <td></td> </tr> <tr> <td></td> <td style="text-align: center;"><b>Min</b></td> <td style="text-align: center;"><b>Max</b></td> <td style="text-align: center;"><b>Recommended</b></td> </tr> <tr> <td><b>Wet Film Per Coat (microns)</b></td> <td style="text-align: center;">84</td> <td></td> <td></td> </tr> <tr> <td><b>Dry Film Per Coat (microns)</b></td> <td style="text-align: center;">26</td> <td></td> <td></td> </tr> <tr> <td><b>Recoat Time (min)</b></td> <td style="text-align: center;">See below</td> <td></td> <td></td> </tr> <tr> <td><b>Theoretical Spread Rate (m<sup>2</sup>/L)</b></td> <td style="text-align: center;">6</td> <td style="text-align: center;">12</td> <td></td> </tr> </table>			<b>Solids By Volume</b>	31				<b>Min</b>	<b>Max</b>	<b>Recommended</b>	<b>Wet Film Per Coat (microns)</b>	84			<b>Dry Film Per Coat (microns)</b>	26			<b>Recoat Time (min)</b>	See below			<b>Theoretical Spread Rate (m<sup>2</sup>/L)</b>	6	12	
<b>Solids By Volume</b>	31																										
	<b>Min</b>	<b>Max</b>	<b>Recommended</b>																								
<b>Wet Film Per Coat (microns)</b>	84																										
<b>Dry Film Per Coat (microns)</b>	26																										
<b>Recoat Time (min)</b>	See below																										
<b>Theoretical Spread Rate (m<sup>2</sup>/L)</b>	6	12																									
Typical Properties Notes	<p>COVERAGE 6-12 m<sup>2</sup>/L per coat, depending on the porosity of the timber.</p> <p>DRY TIME - COAT IN ANY SEASON# Ideal Conditions Temperature between 15-35°C and Humidity &lt;85% Touch dry 1 hour Recoat 2 hours Rain ready^ 2 hours</p> <p>Cool Conditions Temperature between 5-15°C and Humidity &lt;85% Touch dry 3 hours Recoat 6 hours Rain ready^ 6 hours</p> <p># COAT IN ANY SEASON LIMITATIONS Do not apply if: • Humidity is higher than 85% • Air or surface temperatures are above 35°C or below 5°C • Rain or dew is expected before coating is rain ready ^ Doing so may result in difficult application, poor adhesion and blistering.</p> <p>^ RAIN READY Intergrain UltraDeck Timber Stain can withstand light rain on the day of application. Use times provided above as a guide for when your final coat will be rain ready.</p>																										

<b>Application Guide</b>	
<b>Surface Preparation</b>	<ul style="list-style-type: none"> <li>The instructions below offer general preparation guidelines. For larger projects, commercial jobs or for more specific information please contact our Help &amp; Advice team.</li> </ul> <p><b>MAINTENANCE COAT OF INTERGRAIN ULTRADECK TIMBER STAIN</b> If your existing Intergrain UltraDeck Timber Stain coating is in good condition, clean the surface with Intergrain UltraPrep™ Timber Cleaner.</p> <p><b>NEW TIMBER</b> Treat timber with Intergrain UltraPrep Tannin &amp; Oil Remover. Then clean with Intergrain UltraPrep Timber Cleaner.</p> <p><b>GREY AND WEATHERED WITH NO PREVIOUS COATING</b> Clean with Intergrain UltraPrep Timber Cleaner. For severely weathered timber, sand back to a fresh surface, remove all sanding dust, then clean with Intergrain UltraPrep Timber Cleaner.</p> <p><b>EXISTING COATING IN POOR CONDITION</b> Remove coating by using a combination of Intergrain UltraPrep Tannin &amp; Oil Remover and power washing. Then clean with Intergrain UltraPrep Timber Cleaner.</p> <p><b>PAINTS, VARNISHES OR COATINGS IN VARIED CONDITION</b> Paints, varnishes or coatings that have deteriorated unevenly, remove all existing coating by using a coatings stripper or sanding back to bare timber. Then clean with Intergrain UltraPrep Timber Cleaner.</p> <p>Important: If mould is present or if timber is in a mould prone area, use Intergrain UltraPrep Mould Killer to remove surface mould effectively as the first step of preparing the timber for coating.</p>
<b>Application Procedure And Equipment</b>	<ul style="list-style-type: none"> <li>Remove excess water from the surface and allow the timber to dry for at least 1 hour before coating. Stir Intergrain UltraDeck Timber Stain thoroughly before and during use with a flat blade stirrer. It is recommended to test in a small area to ensure satisfaction with the colour and finish prior to staining the whole project, ensure to apply 2-3 coats for the best indication of final colour.</li> <li>Apply Intergrain UltraDeck Timber Stain using the Intergrain DeckBrush (recommended), flat deck applicator, paint brush or spray (air assisted airless or airless). Do not use a roller.</li> <li>Apply at the coverage rate of 6-12m<sup>2</sup>/L. Do not overspread or apply thinly as insufficient film thickness will result in lap marks and compromise performance and durability. When coating large areas, work in sections, apply long strokes and use natural breaks in the boards as stopping points. If spraying, it is recommended to back brush to even out the finish and avoid spotting.</li> <li>Allow to dry following the recoat time indicated in the section TYPICAL PROPERTIES, then apply a second coat. If necessary, sand lightly between coats to remove any raised grain.</li> <li>A third coat will give extra protection and is required in harsh conditions such as full sun exposure, around pools and in humid areas or if the first coat was applied on damp or porous timber.</li> </ul> <p>Important: All timber is required to be free from dust, mould and site contaminants prior to coating. Follow all relevant product label instructions when using Intergrain products. Keep freshly coated contacting surfaces such as doors and windows ajar for several days to prevent sticking.</p> <p><b>MAINTENANCE</b> Conduct a routine 12 monthly maintenance inspection. Colour fade is the first sign of need to recoat. Best protection of the timber and ease of maintenance is ensured if Intergrain UltraDeck Timber Stain is recoated before deterioration of the coating and timber underneath occurs.</p> <p><b>HELP &amp; ADVICE</b> Australia – 1800 630 285 <a href="http://www.intergrain.com.au">www.intergrain.com.au</a></p> <p>NZ – 0800 222 687 <a href="http://www.intergrain.co.nz">www.intergrain.co.nz</a></p> <p>For detailed project specifications or a Safety Data Sheet, contact Intergrain Help &amp; Advice or visit our website.</p>

Health And Safety			
<b>Using Safety Precautions</b>	Keep out of reach of children. Slippery when spilt; clean up immediately. Avoid contact with skin and eyes or breathing vapour and spray mist (dust). Wear waterproof gloves and safety glasses. Use only in well ventilated areas. Wash hands after use.	<b>Health Effects</b>	FIRST AID: If poisoning occurs, contact a Doctor or Poisons Information Centre. (AUST: 131 126; NZ 0800 764 766).  SWALLOWED: Rinse mouth with water. If swallowed, do NOT induce vomiting. Give a glass of water.  EYE: If in eyes, hold eyes open, flush with running water for at least 15 minutes.  SKIN: If skin contact occurs, remove contaminated clothing and wash skin thoroughly.  INHALED: Remove from contaminated area.
<b>Flammability</b>	Non-flammable	<b>Fire Suppression</b>	If involved in a fire use water fog, foam or dry agents. Avoid breathing products of combustion.
<b>Protective Equipment</b>	Wear waterproof gloves and safety glasses.	<b>Storage</b>	Keep out of reach of children.
<b>Disposal</b>	Refer to Local Authority for disposal advice. Do not empty into drains and waterways. Empty paint containers should be disposed through local council collection services and recovery centres or taken to a Paintback (Australia) or Painttakeback (NZ) collection point.		
<b>In the case of emergency, please call 1800 033 111</b>			

Transport And Storage	
<b>Pack A</b>	552-line UltraDeck Timber Stain
<b>Size</b>	<b>Weight</b>
250ml	0.33Kg
1L	1.19Kg
4L	4.58Kg
10L	11.30Kg

**Disclaimer**  
Dulux, Selleys and Other marks followed by ® are registered trademarks. Marks followed by the symbol of ™ are trademarks.

The data provided within the Duspec system is correct at the time of publication, however it is the responsibility of those using this information to check that it is current prior to specifying or using any of these coating/product systems.  
DISCLAIMER: Any advice, recommendation, information, assistance or service provided by any of the divisions of DuluxGroup (Australia) Pty Ltd or its related entities (collectively, DuluxGroup) in relation to goods manufactured by it or their use and application is given in good faith and is believed by DuluxGroup to be appropriate and reliable. However, any advice, recommendation, information, assistance or service provided by DuluxGroup is provided without liability or responsibility PROVIDED THAT the foregoing shall not exclude, limit, restrict or modify the right entitlements and remedies conferred upon any person or the liabilities imposed upon DuluxGroup by any condition or warranty implied by Commonwealth, State or Territory Act or ordinance void or prohibiting such exclusion limitation or modification. Coating/product systems can be expected to perform as indicated on the Duspec Spec Sheet so long as applications and application procedures of the individual products are followed as recommended on the appropriate Product data Sheet. "DuluxGroup" "Dulux" "Selleys" "Berger" "Berger Gold Label" "Hadrian" "Walpamur" "Levene" "Acratex" and Other marks followed by ® are registered trademarks of DuluxGroup (Australia) Pty Ltd ABN 67 000 049 427. Marks followed by the symbol ™ are trademarks.

Please note that this document is only valid for 60 days from the date of issue.  
DuluxGroup (Australia) Pty Ltd 1956 Dandenong Road, Clayton, Victoria 3168 AU ABN 67 000 049 427